


AI FOR PRODUCTIVITY

How To Boost Your Productivity
With The Power of AI



Disclaimer

This eBook has been written for information purposes only. Every effort has been made to make this eBook as complete and accurate as possible. However, there may be mistakes in typography or content. Also, this eBook provides information only up to the publishing date. Therefore, this eBook should be used as a guide - not as the ultimate source.

The purpose of this eBook is to educate. The author and the publisher do not warrant that the information contained in this eBook is fully complete and shall not be responsible for any errors or omissions. The author and publisher shall have neither liability nor responsibility to any person or entity with respect to any loss or damage caused or alleged to be caused directly or indirectly by this ebook.

This eBook offers information and is designed for educational purposes only. You should not rely on this information as a substitute, nor does it replace professional medical advice, diagnosis, or treatment.

About the Author

Jeremiah is an entrepreneur now living in Colombia, where he loves sharing knowledge and helping others grow on their own personal development journeys.

Known for his passion and dedication, he's someone who goes the extra mile and consistently over-delivers.

One of his favorite reminders:

"Growth is never by mere chance; it is the result of forces working together." - James Cash Penney

To learn more from Jeremiah, please visit:

helpath.com

Table of Contents

<u>1.Introduction.....</u>	<u>8</u>
<u>Embracing AI in the Digital Age.....</u>	<u>8</u>
<u>How This Book Can Transform Your Workflow.....</u>	<u>9</u>
<u>Who is this book for?.....</u>	<u>10</u>
<u>Now what...?.....</u>	<u>12</u>
<u>3.Chapter 1: The Basics of Productivity AI.....</u>	<u>14</u>
<u>Understanding Artificial Intelligence in Everyday Tools.....</u>	<u>14</u>
<u>Virtual Assistants.....</u>	<u>15</u>
<u>Smart Recommender Systems.....</u>	<u>15</u>
<u>Language Processing Tools.....</u>	<u>15</u>
<u>Identifying Productivity Challenges.....</u>	<u>16</u>
<u>Time management issues.....</u>	<u>16</u>
<u>Lack of focus.....</u>	<u>16</u>
<u>Ineffective communication.....</u>	<u>17</u>
<u>Task overload.....</u>	<u>18</u>
<u>Final Thoughts.....</u>	<u>18</u>
<u>5.Chapter 2: AI Tools for Efficient Time Management.....</u>	<u>20</u>
<u>Intelligent Calendar Apps for Scheduling Mastery.....</u>	<u>20</u>
<u>Task Management Software with AI Integration.....</u>	<u>22</u>
<u>Things to consider when choosing these tools.....</u>	<u>23</u>
<u>Final Thoughts.....</u>	<u>24</u>
<u>7.Chapter 3: Streamlining Communication and Collaboration.....</u>	<u>26</u>
<u>Email Management Apps with Smart Features.....</u>	<u>26</u>

<u>Case Studies.....</u>	<u>27</u>
<u>Spark.....</u>	<u>27</u>
<u>Astro/Slack.....</u>	<u>28</u>
<u>Notion: An All-in-One Workspace.....</u>	<u>28</u>
<u>Collaborative Platforms with AI Integration.....</u>	<u>29</u>
<u>AI-Enhanced Project Management Tools.....</u>	<u>29</u>
<u>Automated Transcription and Meeting Summarization Tools.....</u>	<u>30</u>
<u>Final Thoughts.....</u>	<u>32</u>
<u>9.Chapter 4: Project Management and Workflow Optimization.....</u>	<u>34</u>
<u>Selecting AI-Enabled Project Management Software.....</u>	<u>34</u>
<u>Integration with existing platforms.....</u>	<u>34</u>
<u>Operating system compatibility.....</u>	<u>35</u>
<u>User-friendly interface.....</u>	<u>35</u>
<u>Customization options.....</u>	<u>36</u>
<u>AI capabilities.....</u>	<u>36</u>
<u>Data security and privacy.....</u>	<u>36</u>
<u>Collaboration features.....</u>	<u>37</u>
<u>Reporting and analytics.....</u>	<u>37</u>
<u>Mobile accessibility.....</u>	<u>37</u>
<u>Budget.....</u>	<u>38</u>
<u>Workflow Automation Tools for Streamlined Operations.....</u>	<u>38</u>
<u>Final Thoughts.....</u>	<u>39</u>
<u>11.Chapter 5: Content Creation and Management with AI.....</u>	<u>40</u>
<u>AI Writing Assistants for Enhanced Content Production.....</u>	<u>40</u>

THE MORNING RITUAL

Zimmwriter	41
Copy.ai (https://www.copy.ai/)	41
Jasper (https://www.jasper.ai/)	41
ChatGPT (https://chat.openai.com/)	42
Graphic Design Tools with AI Capabilities	42
Jasper (https://www.jasper.ai/)	43
Canva (https://www.canva.com/ai-image-generator/)	43
DALL-E 2 (https://openai.com/dall-e-2)	43
Final Thoughts	44
13.Chapter 6: Enhancing Personal Productivity	46
Personalized AI Learning Platforms for Skill Development	46
Teachable (https://teachable.com/)	47
Memrise (https://www.memrise.com/)	47
360 Learning (https://360learning.com/)	48
Health and Wellness Apps with AI Features	48
EvolveAI (https://www.evolveai.app/)	48
Fitbod (https://fitbod.me/)	49
Wysa (https://www.wysa.com/)	49
Final Thoughts	50
16.Conclusion	52
Recap of Key Strategies and Tools	52
Taking the Next Steps in Your AI Productivity Journey	54



Introduction

1. Introduction

Artificial intelligence (AI) may seem like something out of a science fiction movie. Yet, it has become somewhat of a reality in the thick of the Digital Age. Needless to say, AI hasn't conquered the world as many people are fearing.

The good news is that it most likely won't take over everything under the sun. Here's the good news: AI can help conquer your procrastination and make time management look seamless and effortless. This book will show you how to completely transform your productivity with the help of AI tools.

Embracing AI in the Digital Age

We know that AI (as of 2023) can write content, create art, and converse with people. But it can also help make the automation of seemingly mundane tasks a lot easier. We all have certain priorities to tackle - so it would make sense to have AI help us in areas where it would otherwise seem tedious.

Thankfully, with the right AI tools (plenty of them we'll share throughout this book), we can be able to utilize them in an effort to prioritize our daily tasks, delegate and schedule the things that AI can do for us, and so on. By the time you finish reading this book, you should be able to have a good sketch of what life will be like for you with the help of AI.

You'll see AI as a tool for good, not one for nefarious purposes (as some would say). AI will be useful in many ways. It won't replace everything humans can do - but it can be useful for many purposes that would otherwise take plenty of time to do.

How This Book Can Transform Your Workflow

Now, we're going to provide you with an overview of what you'll learn in this book. Here's a chapter-by-chapter synopsis so you'll know what to expect and get out from it:

- **Chapter 1: The Basics of Productivity AI** - Before we dive into using the tools themselves, it's important to discuss the basics. We'll discuss how to understand AI in everyday tools. This chapter will also help you identify what your challenges are when it comes to productivity and time management.

- **Chapter 2: AI Tools for Efficient Time Management** - Now, we dive into the tools that will make time management much easier. We will be discussing tools like Google Calendar and how you can incorporate it with AI. We'll also show you how to iron out any wrinkles that may form because of conflicting events. You'll also learn how to forge the power of AI with task management.

- **Chapter 3: Streamlining Communication and Collaboration** - Whether it's firing off an email to a client or an instant message to team mates during a project, AI can make communication and collaboration a lot easier. We'll go over a few tools that will make productivity a lot better. Like the previous chapter, we'll show you how to integrate AI with existing apps that have proven itself to be useful in their capacity such as Slack for team-based projects.

- **Chapter 4: Project Management and Workflow Optimization** - This chapter will show you how to choose the best AI-enabled project management software. You'll also learn how to find the right workflow automation tools to make sure everything is streamlined from start to finish.

Optimization is worth every bit of time and effort - especially in the digital age.

● **Chapter 5: Content Creation and Management with AI -**

Earlier, we mentioned about AI creating content. We will look at a few AI writing assistants that will make the content production process a lot easier. This chapter will also mention graphic design tools that have AI capabilities as well.

● **Chapter 6: Enhancing Personal Productivity -**

In the final chapter, we will discuss how AI can be beneficial for your own personal productivity. This will include taking a look at learning platforms for those who want to learn new skills. You'll also learn about different health and wellness apps that utilize AI to ensure you are living your healthiest lifestyle.

Who is this book for?

You're reading this because you are someone who might have a hard time with time management and productivity. Or you may be someone who wants to make life easier both at home and at work. Either way, this book was written for you.

This book is in your hand because you are serious about making some kind of kind. In this case, you want to make improvements on how you manage your time. You want to make the tedious tasks automated with the help of AI.

If you are willing to learn and take the necessary actions, this book is for you. It's designed to drive you to perform certain tasks. That's how books like this work.

Keep in mind that this book is also designed to be a reference guide. Even after you finish reading this, it can still be used as

something to look at whenever you're stuck with something. After all, this isn't the kind of book you should read once and forget about after all is said and done.

Not everything will be perfect whenever you put together your productivity plan using AI. So, if you're stuck on something, odds are there's a chapter that you can refer to in order to work out the kinks. Treat this book not just as a learning tool, but also an owner's manual of sorts.

This book isn't for those who want to skim through it and not take action. Doing this defeats the entire purpose of the book. If you want to stick to the same old and continue to struggle with time management, you may want to put this book down (and pick it back up when you're actually ready).

Now what...?

I hope that this book will be able to provide you with excellent insights on AI and how it can improve your productivity. It should be a good idea to read each chapter carefully. Since we require you to take action to improve your productivity, taking notes is recommended.

This way, you can find ideas on how to put together your own plan to incorporate AI tools into your everyday life - both in a personal and professional sense. Ready to dive into this book?

Time to turn to the next page and start with Chapter 1. I'll see you there.

A glowing plasma ball with blue and red filaments, symbolizing AI or productivity. The background is dark, and the plasma ball is the central focus, with a bright white and pinkish glow at its base. The text is overlaid on a dark rectangular area in the center.

The Basics of Productivity AI

3. Chapter 1: The Basics of Productivity AI

Knowing and understanding the basics of productivity AI will serve you best in the long-term. Especially when you decide on the tools that you want to use in order to make things smooth and seamless. The important thing to remember is that AI can be used for a lot of things, even if we have to put together a prompt that will eventually become preset to our needs and preferences.

This chapter will cover what you need to know about AI in everyday tools. We'll also take a look at how you can identify your productivity challenges. It is possible to put together an easy solution with the help of AI.

You will soon be amazed by how much it can do to boost your productivity while freeing up as much time as possible. Let's kick off this chapter with what you need to know about the basics of productivity AI.

Understanding Artificial Intelligence in Everyday Tools

Can artificial intelligence and the tools we use every day work together? The short answer is yes. The longer answer is that it has the ability to help us automate tasks that would otherwise be considered tedious to do.

Think about this for a moment: we live in an age where we pull out our phone and ask Siri about something. We have Alexa to perform certain tasks that we request by way of our voice. So it would make sense that AI would be useful in everyday applications - whether we punch in a prompt or command it by voice.

So here is a look at everyday tools that use AI within its functions wherever possible.

Virtual Assistants

Guess what? Siri, Alexa, even OK Google are all powered by AI algorithms. So whether you know it or not, you have used AI to an extent. Especially with your favorite virtual assistant.

This tool has the capability of setting reminders, sending messages, and providing you with real-time information such as weather, traffic conditions, etc. It can also make suggestions based on user behavior. Think of the last time Alexa gave you a recommendation on Amazon.

This can be due to previous purchases you've made, things you've researched online, and more. It's the power of AI at work, getting to know you based on even the most minimal of behavioral characteristics.

Smart Recommender Systems

Netflix, Amazon Prime Video, and Spotify: what do these three have in common? Sure, they provide you with excellent entertainment options. But they have an AI-driven system that recommends movies, TV shows, and music artists you might like.

The way it works is the user preferences and behavior that it picks up on. From there, it will provide you with personalized recommendations so you have a better user experience. It will also save you time trying to figure out what to watch or listen to.

Language Processing Tools

If you are writing something and want to make revisions, these tools will be useful thanks to AI. One such tool in particular is Grammarly (<https://www.grammarly.com/>). This can be great for improving your writing while providing you with suggestions for grammar, style, and tone - all in real-time.

Such tools can be useful for content creation, writing an email, and anything writing related. You can edit them quickly before they are posted or sent out.

Identifying Productivity Challenges

Prior to harnessing the power of AI, it is important to identify the productivity challenges you might face. There are plenty of them that a person may face.

It may differ from person to person, but there are a few common productivity challenges that can be corrected with the help of AI. Here's a look at what they are:

Time management issues

Struggling to meet deadlines? Missing appointments? Or just overwhelmed by the ridiculous volume of tasks?

A time management issue can be the culprit here. Set reminders as often as possible. Give yourself an advanced reminder.

For example, if you have a meeting at 11AM, set a reminder for 10:00 AM to give yourself at least an hour of advanced warning.

Lack of focus

If you are having trouble concentrating, procrastinating, or even get distracted easily - a lack of focus is your issue. Here's where AI can help: use your personal assistant.

One of the things that make us lose focus is our mobile devices. Tell Siri or the personal assistant of your choice to turn on "Do Not Disturb" or a similar mode so you are not distracted by the notifications that pop up constantly.

Ineffective communication

Poor communication can hamper project efforts. Whether it's with team members or clients, misunderstandings can arise. Errors and delays can also be a problem if no one is on the same page.

Ineffective communication can happen if such breakdowns occur often. At that point, it needs to be addressed promptly. You can utilize AI tools that can help send out quick messages.

At the same time, these messages can be edited accordingly so it all makes sense. It also ensures that the right message gets sent to the right people. And it should also be easy to understand.

Task overload

Taking on too many tasks at once can lead to reduced productivity or worse - burnout. If you are feeling overwhelmed by your workload, this can be the result of poor task management strategies. In this case, using AI tools to help you plan and prioritize such tasks can help.


You can also use them to delegate certain tasks. It's up to you to make sure it goes to someone on your team that has the competence and skill set to get it done. Task overload can be tackled from multiple angles thanks to AI.

Final Thoughts

Now that you know the basics of AI, you might be amazed by how many tools you might have already used. It can certainly prove its work in regards to the tasks you want it to perform. Whether you write out a prompt or say a command, it can find a way to get something done.

You can be sure that AI can help with your productivity. Hopefully you have been able to identify your weak points in terms of your productivity challenges. You can utilize certain AI tools accordingly so you can be able to make things easier.

However, using AI tools is part of the battle. You need to make sure you stay on task - whether it's small or large. Be sure to check on whether or not your workload is able to take on another task or if it can be delegated to someone else.

A white humanoid robot is shown from the waist down, wearing white sneakers with white laces. The robot is standing on a wooden platform. The background is a blurred indoor setting with a grey floor and a white wall. A black rectangular box is overlaid on the center of the image, containing white text.

AI Tools for Efficient Time Management

5. Chapter 2: AI Tools for Efficient Time Management

Time management is a skill that not everyone may be a master at. But a decent amount of know-how can get you by. Especially with AI tools that will help make it easier.

This chapter will focus on six different time and task management apps. These might be important to you whether you're flying solo or a team leader for a project. You may have heard of these apps before - and if you don't, not to worry.

These are excellent tools that can work well with AI. Once you give these a test drive, you can decide if they are worth using on a regular basis. With that said, let's take a look now at the following apps.

Intelligent Calendar Apps for Scheduling Mastery

One of the best apps for mastering your schedule is your calendar apps. These will be perfect for meeting deadlines or scheduling appointments. In the previous chapter, we've talked about how time management issues can arise due to missing these key elements.

The following AI tools we'll look at are all great for scheduling your appointments, project deadlines, and much more:

- **Google Calendar with AI Integration:** Google Calendar (calendar.google.com) has incorporated AI capabilities in an effort to make scheduling easier. It can be used to suggest optimal meeting times, work with Gmail to create events, and adjust events if needed should any scheduling conflicts arise.

Talk about making scheduling simple with the help of good ol' Google.

● **Woven/Slack:** Woven was a standalone calendar app until it ended up becoming part of Slack (slack.com) as of 2021. But there are plenty of Slack-compatible apps that allow you to utilize AI and calendars. So if you're looking for something outside of Google, Slack and its wide variety of AI-compatible calendar apps just might be something that's right up your alley.

● **Clockwise:** If you are looking for a calendar app that will make daily life flexible with AI, then you could become the next devoted user of Clockwise (getclockwise.com). One of the cool features it has is allowing you to create blocks of focus time so you don't have to deal with interruptions. It can also work with other tools including Asana and Slack. It also happens to be good at providing you stats where you may be able to set time management boundaries to improve your focus.

Task Management Software with AI Integration

Now that we have gone over three different calendar apps, let's focus our attention on task management. Getting the work done in order of priority is important for anyone. Keeping a list of things organized and in front of you will be the best course of action.

Why go by your own memory - especially when you have things to do that require your full attention and focus? The following is a list of the top three task management software tools that we recommend. And yes, they do great when integrated with AI.

Without further ado: here's a look at what they are:

- **Todoist (<https://todoist.com/>)**: If you are looking for a solid to-do list app, then Todoist could be the best one out there. You can utilize the AI features it has for prioritizing your tasks, setting intelligent reminders based on your habits, and even offering insights that are personalized to your productivity goals.
- **[Any.do](#)**: If you are looking for a good task management tool for yourself or managing teams, then you might like Any.do. This utilizes AI to help you sort through tasks. It also has the ability to suggest times for task completion based on your behavior and also other calendar events that you have scheduled. Imagine having an estimated time that it believes you'll take in order to get a task done before moving forward. It's user-friendly design makes it easy to use - whether you're on desktop or mobile.
- **Asana with AI Features (asana.com)**: Asana has long been one of the best tools in terms of task management. With the rise of AI, it too has incorporated the elements into its

platform. As a result, it has the ability to identify any potential roadblocks that may occur during a project, forecasting, and even suggesting workflow optimization to ensure that every task is done on time and efficiently. And when you think about it, you can get more done in less time with AI. Your team will be able to do each of their parts to ensure the project is moving along smoothly. You'll be able to avoid setbacks before they happen. You can be able to address what might lie ahead at any point during a project.

Things to consider when choosing these tools

Before we move forward, we should include information that we think should apply to every tool you are considering for any task that AI can do for you. Your biggest factor to consider are the challenges you face regarding time and task management.

At this point, you should have been able to identify them. From there, you can choose the tools that can best serve you. Another factor you should consider is your budget.

We don't recommend that you spend money on tools you cannot afford. As long as it functions well, does the desired tasks you want it to do, and more, it can be a great investment for you and your team.

Finally, you should consider what is included in the tools themselves. Do you want a calendar? Do you want it to be compatible across your favorite devices and platforms?

Compatibility should not be one factor to overlook when looking for AI-driven tools and software. So be sure that each of the tools you choose are useful across the platforms and devices you use.

Final Thoughts

The six tools that we've provided are among some of the best on the market. They address the needs of managing not just your time but also your tasks. You can say goodbye not just to poor time management, but also task overload as well.

These tools will help you make sure you make it to your client meetings. It can help you hit your deadlines sooner rather than later (or never at all). And yes, it can also eliminate the risk of task overload.

Whichever tools you go with in these situations, you want them to work with you to the best of their abilities. AI can do quite a bit when integrated with these tools. So use them accordingly and they will make life easier for you and your project team.

A satellite view of Earth at night, showing city lights and a network of glowing connections. The image features a dark blue background with a grid of glowing yellow and orange lines, representing a global network or communication system. The lines are most concentrated in the lower half of the image, where they form a dense, interconnected web. The upper half of the image shows a dark, starry sky with a faint, curved horizon line. The overall composition is centered around the text, which is overlaid on a semi-transparent dark rectangle.

Streamlining Communication and Collaboration

7. Chapter 3: Streamlining Communication and Collaboration

Communication is always key - either with clients or project team members. However, the issue of poor communication can lead to things falling apart. The wrong message gets sent, the project goes south, and it triggers plenty of setbacks.

This chapter will uncover the world of AI-enhanced communication and collaboration. Likewise, we'll take a look at the tools that will help make streamlining workflows possible. All while making it efficient for entrepreneurs, solopreneurs, and remote workers - no matter where they are in the world.

We'll be taking a look at apps and tools that focus on email management, collaboration with teams, and project management among others. We'll also be taking a look at case studies of some of these apps and how they have worked for others.

Ready to delve into this awesome world of AI-based communications? Let's get right to it.

Email Management Apps with Smart Features

Email is among one of the top tools for communication. It still remains that way even many years (and plenty of evolutions of Internet technology later). With the power of AI, you can make sure an email is written the way it should be and have it scheduled to be sent at a certain time.

Further, it's important to remember that such email clients can have the ability to prioritize, sort, and manage emails. You can be able to open up your inbox and promptly respond to emails that

are urgent while marking other emails that you will need to look at later.

Case Studies

We'll be exploring two email apps that utilize AI for its functionalities. Let's take a look at what they are:

Spark

This app (sparkmailapp.com) uses AI to help categorize emails by priority with the help of the "Priority and Pin" function. It will also group the emails together by sender - making it easier to organize your emails and know who sent what (and when). You can also mark each email as "done" or set it aside while setting a time to send an email later. It also has a focus feature so you can be able to lessen the distractions while you are working on something important.

In essence, this email app uses AI to tackle a few of the productivity challenges people face. This includes helping you increase focus, become more productive, and be able to communicate effectively with team members, clients, and others.

You can also mute email threads if they are no longer relevant. This can ensure that you tune out the unnecessary noise while focusing on what really matters most. The Gatekeeper feature will make it easier to decide which email you can accept and which ones you don't want to view.

Automatic reminders are also part of the package deal. Which means you will be able to send emails whenever it is time to do so. Of course, Spark would not be a complete app without being compatible with all kinds of email platforms including Google, Yahoo!, Outlook, iCloud, IMAP, and Exchange.

Astro/Slack

Like Weave, Astro was once a stand alone app for the purpose of managing your inbox with the help of an AI assistant. Now that it is part of the Slack family, things have changed. But what did it do beforehand?

For one, it was able to help manage an overloaded inbox. Which means you don't have to be overwhelmed by the amount of emails that are sitting there. You can also communicate with a chatbot so you can be able to make requests on what can be done.

This includes unsubscribing from email threads, what to save, and who to include in your list of VIP contacts.

Notion: An All-in-One Workspace

Notion (www.notion.so) is an app that has the ability to serve as a workspace with all kinds of different functions. This includes taking notes, planning and organizing tasks, creating databases, and so much more. It also has the ability to accommodate different widgets (whenever and wherever they may apply).

AI can also enhance your experience with Notion. For example, it can automate routine tasks that you can create, suggest templates, and organize content. Notion can also create something at your request with the help of AI.

All it takes is the press of the space bar and you can ask it to perform a task for you. Whether it's content ideas, putting together a reading list, and so much more - Notion's AI feature can get it done.

Collaborative Platforms with AI Integration

When working with a project team, a good platform with AI integration will make the whole work process a lot smoother. The top two collaborative platforms include Slack and Microsoft Teams. Both of these platforms use AI to make communication smarter and more efficient.

At the same time, it can make workflow automation a lot simpler. What can AI do on these platforms? They can be able to schedule appointments and meetings, set reminders, and retrieve any information that may be necessary.

Scheduler AI (<https://slack.com/apps/A02GA0771T6-scheduler-ai>) is one of the apps you can use on Slack to make scheduling easier. You can easily integrate it into your group chats or channels. You can send calendar invites, be able to reschedule events easier, and so much more.

Another Slack app to check out for scheduling is Reclaim.ai (<https://slack.com/apps/ARSJUP4R0-reclaimai>). This is also fully loaded with features that will allow you to harness the power of AI. This includes managing your tasks, viewing your daily agenda, and auto-syncing your Slack status whenever you have a Zoom meeting or have a scheduled commitment.

AI-Enhanced Project Management Tools

[Monday.com](https://monday.com) and Asana are considered two other project management tools for businesses that work in teams when it comes to important projects. Not surprisingly, it has integrated AI to make it function much better.

Monday offers a Swiss Army knife kind of package deal when it comes to AI. For example, it can handle product management tasks like breaking it up into manageable tasks for your team, creating the agenda for an upcoming meeting, and so much more. Meanwhile, it can also handle other functions that are a

part of your project including content creation, marketing, and even Human Resources for when you need to bring on another team member.

Asana's AI functions feature smart workflows so that your workflows are optimized in an organized manner. It can also point out any roadblocks that can hinder your workflow as well. There are also features that can also help make communication easy and seamless - including the use of natural language to ask Asana any questions you may have.

In real-world applications and different business scenarios, let's take a look at each of these tools. For example, Monday.com offers agenda creation by way of AI. Meaning you can be able to mention the key topics in the meeting by typing in a prompt and letting the AI get to work and organize it with ease.

You can also send messages to your team. But not before you have the ability to rephrase any text beforehand. Using this, you'll be able to stop poor communication issues right in its tracks.

Asana offers similar features including smart summaries that can be put together by way of tasks, conversations, and comments. This will create a list of tasks and subtasks that will make project management a lot easier.

Automated Transcription and Meeting Summarization Tools

If you're in a meeting, you may be missing important nuggets that are part of the discussion. Yes, recording it is fine so you can catch up later on. But what if you want to double check what was said?

That's where automated transcription and meeting summarization tools come into play. One tool in particular is [Otter.ai](#). This will be great for creating a meeting transcript so you can be able to refer back to it for any key pieces of information.

The words said are captured in real time. You can also add comments and highlight key points as well. Otter can easily be connected to different meeting platforms including Zoom, Google Meet, and Microsoft Teams.


Even better, you get live summaries of meetings - all in real time. Talk about AI working at its peak performance to make sure you don't miss a word of any meeting. And it can help you make critical decisions going forward.

Final Thoughts

Communication and collaboration are two things where AI can really shine. Especially when you want team projects to be streamlined and easy to handle. You can all communicate while getting the point across quickly and efficiently.

You can also be able to send emails, messages, and plan tasks together. And last but not least, AI can make it so that it can create meeting transcripts so you don't have to take notes or minutes. It's all there in a summarized document so you don't miss the key points of every meeting.

AI is not only great for time and task management, but it can also work as your personal assistant. It can provide you with key points of information so you can make better decisions going forward - either as an entrepreneur or a solopreneur.

A photograph of a desk setup. In the background, a laptop is open on the right. A small potted plant sits on a shelf above the desk. In the foreground, a white mouse is on a brown leather mousepad. To the right of the mousepad is a notebook with handwritten notes. The desk is white, and the background is a window with a view of a building.

Project Management and Workflow Optimization

9. Chapter 4: Project Management and Workflow Optimization

Project management and workflow go hand-in-hand. You want to make sure the project goes smoothly. Meanwhile, you want to ensure that your workflow is smooth and seamless. This chapter will delve into how AI gets it all done with the both of them.

As mentioned in the previous chapter, apps like Asana, Monday.com, and Slack have long been the major players when it comes to project management and workflow. With the integration of AI, they have seemingly become more powerful. It was as if the integration of AI gave them the superpowers they needed.

We will discuss how you can select an AI-enabled project management software. This will include a list of considerations you'll want to mull over before making your final decision. Furthermore, we'll talk about workflow automation so your operations are streamlined daily.

Let's begin with this all important chapter so you find the best tools for you.

Selecting AI-Enabled Project Management Software

When selecting an AI-enabled project management software, it is important to consider a few factors before making a final decision. Let's take a look at the following list that you'll need to go over:

Integration with existing platforms

If you are using existing platforms such as Google Drive, Microsoft Teams, or Slack (among others), you want to determine whether or not the software can easily integrate with it. This also

includes the CRMs, collaboration tools, or communication platforms that you use for your business.

Operating system compatibility

Of course, you don't want to choose just any software. You want to make sure it is compatible with your operating systems such as Windows, iOs, etc. Likewise, you want to make sure its mobile application (if available) is compatible with your Android or iPhone device.

The tools will obviously be created to support these popular operating systems.

User-friendly interface

User-friendliness makes it easier to use not just for yourself, but also your team members. You want to make it easy for you to show them how to get the best out of the software they are using for seamless functionality and making sure every project stage is done without issue or miscommunication.

Customization options

Customize the software so it fits your project management needs. This includes dashboards that will make things efficient and the ability to create workflows that are easily customizable from start to finish.

AI capabilities

Of course, there would be no point in getting a project management software if it didn't have the AI capabilities that it provides. Especially when you need to get something done quickly and easily. And without having to do it all yourself.

These AI capabilities will make task automation, forecasting, and suggestions a lot easier. Some of them may also detect conflicts that may impede the workflow itself.

Data security and privacy

Security is important. So it is the data that all ties into the platforms that you use. Make sure it is well-protected.

Some softwares will have encryption and secure authentication available. If you are serious about security and handle sensitive data, do not overlook this consideration.

Collaboration features

This will be a major consideration to mull over when you work with teams. These features include but are not limited to real-time commenting, editing, and notifications. This will ensure that you and your team members can communicate at any time when questions, comments, or concerns need to be addressed.

Reporting and analytics

Another key feature is reporting and analytics. How much time is your project team using? How much time are you saving by automating certain tasks or relying on AI to get it done?

You can also use the reports and numbers to see how far along the project is going. From there, it will make it easier for you and your team to move forward with the next task.

Mobile accessibility

In the Digital Age, we must keep our finger on the pulse with everything that has to do with our business. Especially when we're on the go. Find an AI project management software that provides you with mobile accessibility.

There's a good chance you'll be able to access it via a mobile app. Or it can be done on a mobile responsive webpage. Either way, if you can easily access it on a mobile device - that is a huge plus.

Budget

How much are you willing to invest in an AI-enabled project management software? It will depend on the budget. At the same time, you shouldn't let that be your worry. Invest in the best quality, performance, and abilities you can afford.

Make sure that you put your most critical needs above all else. You can find a software that can address them at prices you can afford.

Workflow Automation Tools for Streamlined Operations

When looking for workflow automation tools, similar considerations like the ones mentioned above will apply. You want to look for tools that will ensure that you and your team are on the right track regarding the project you're all working on.

As such, you want to find the right tools that meet your necessary goals. Keep in mind that not all workflow automation tools are created equal. Some are designed for different purposes and goals.

For example, you can find a certain workflow automation tool for a business that has a sales team. Or you can find one that allows you to manage teams, monitor projects, and even make communication seamless.

Since a smooth workflow is key - you can find a tool that will allow AI to detect any conflicts if you are looking to add new tasks to the project. Once again, find tools that are easy to use so you don't have to spend hours on end trying to figure everything out.

Tools that we suggest for workflow automation include Zapier (<https://zapier.com/>), Nintex (<https://www.nintex.com/process-automation/workflow-automation>), and Taskade (<https://www.taskade.com/>) to name a few.



Content Creation and Management with AI

11. Chapter 5: Content Creation and Management with AI

AI's ability to create and manage content is nothing short of impressive. By the way, this book was not written using such tools. Seriously, it wasn't.

With that said, content creation and management tools powered by AI can make it easier for businesses who want to up their marketing strategy. Blog posts are still being read and continue to prove itself useful as a traffic magnet.

A well-written SEO article can bring in visitors who may eventually turn into paying customers with the right kind of offer. We'll be taking a look at different content creation and management tools that are powered by AI.

On top of that, we'll discuss the popular graphic design tools that also have AI capabilities. Whether you are looking for written or visual content, it is possible to put it all together with the power of artificial intelligence.

Let's take a deeper look now into the tools that we know can be beneficial for creating and managing content.

AI Writing Assistants for Enhanced Content Production

AI writing tools operate on large language models or LLMs. These include Claude (<https://claude.ai/>) and GPT 3.5 and 4 (<https://chat.openai.com/>). What makes these stand out is that they can be easy to use.

All you need to do is create a prompt based on what you want written along with additional requests. Some AI tools may also have different features where prompts may not be needed. Let's

take a look at the following AI writing assistants that will help you up your content production game:

Zimmwriter

This AI content generation tool is great for those that want to create SEO content for their blog. It also happens to have a bulk blog writing feature that allows you to write up to 70000 words of content in one click. How crazy is that?

ZimmWriter is available in a monthly package or a lifetime deal. At the time of this writing, the lifetime deal is planning on going away. So by the time you read this (beyond January 2024), that deal might be gone.

But still, Zimmwriter might prove itself to be a useful content production tool. Especially when you want to knock out multiple blog posts at a time. Which can save you months of time in terms of the content creation process from idea to finished product.

Copy.ai (<https://www.copy.ai/>)

If you are looking to create marketing content, Copy.ai is a great tool that will help you create different types of it. From ads to emails (and everything in between), you can rely on this tool to generate high-quality content that will make the process a lot easier.

Jasper (<https://www.jasper.ai/>)

Suppose you had a much larger team. And you want something that can create high-quality content fast. That's where Jasper comes into play.

This has the ability to create image prompts, amazon product descriptions, content summaries, and a whole lot more. It just so happens to be one of the, if not, the best overall AI content creators on the market.

This tool is quite powerful. Whether you are running a large team or a solopreneur - it's worth giving a try. Otherwise, those doing their business solo may find it to be a little too much. And that's OK.

Yes, you can enter prompts where you can tell it to write content in a specific style or person. It can also learn patterns as you put the software to good use.

ChatGPT (<https://chat.openai.com/>)

ChatGPT has grown in popularity since late 2022. And it has become one of the better alternatives for those who may not be willing to shell out a lot of money on more sophisticated AI tools. Yes, ChatGPT is free for the most part - but there is a premium version that will come at a price.

But nevertheless, it can prove itself to be an effective content creator. You can harness its power by putting together prompts of your own. If you are looking for a tool that can even kill writer's block - ChatGPT could be the go-to option.

Graphic Design Tools with AI Capabilities

Needless to say, graphic design and AI have come together in recent years. Visual content can be a challenge to create and can be time intensive. Did you know it takes an average of 20 hours per week to create it from start to finish?

That's why graphic design tools with AI capabilities can be the best option for those who rely on such content. Let's take a look at the following tools that are available:

Jasper (<https://www.jasper.ai/>)

Before you say “deja vu”, just know that Jasper also has graphic design capabilities. Which means it can generate unique images based on the prompts you use. And guess what happens next?

You get high-resolution images that you can use over and over again. It sure beats spending time and even money finding the right stock photo that might not look even close to what your ideal graphic looks like.

Canva (<https://www.canva.com/ai-image-generator/>)

Want an image generator that is free to use? Canva has that. Using words and phrases, you can turn them into pictures.

They say a picture is worth a thousand words. But you can create one with just a few of them thanks to the power of AI. From there, you can enhance it with different filters and effects.

And you can add words to them. Whichever your graphic content calls for, you can put it all together. Plus, there really isn't a need to spend an arm and a leg since it's free of charge anyway.

DALL-E 2 (<https://openai.com/dall-e-2>)


Before ChatGPT, OpenAI released DALL-E. After it was introduced to the world, it became one of the best options for creating awesome high-quality images via natural language. You can create multiple images and choose one that will best fit your visual content ideas and dreams.

You can use the prompts to create different textures, reflections, and other details that you think might be a good fit for your image.

Final Thoughts

Content creation - be it by word or image - using AI is quite impressive. It still has a few kinks to work out before it reaches some kind of next level status. Nevertheless, it can be quite useful for the entrepreneur who is looking to crank out blog content, marketing materials, or even striking images that can be eye-catching.

You can choose the best tools that fit your needs and preferences. What makes these tools impressive is that it can take seconds to create something perfect. All by using a few words.

A close-up photograph of a person's hands typing on a silver laptop keyboard. The background is blurred, showing a laptop screen and a desk. A dark, semi-transparent rectangular box is overlaid on the center of the image, containing the text "Enhancing Personal Productivity" in white, sans-serif font.

Enhancing Personal Productivity

13. Chapter 6: Enhancing Personal Productivity

In this final chapter, we take a step outside of the office for a moment. Meaning we want to focus on your own personal productivity. We've talked so much about content creation, project management, and everything in between.

But AI tools are not always made for work purposes. We will discuss how AI learning platforms can be helpful for skill development. And we'll also discuss which health and wellness apps have AI features that will help you stay on top of things in order to live a healthy lifestyle.

We're in the home stretch. Ready to get started? Let's do this.

Personalized AI Learning Platforms for Skill Development

When it comes to skill development, there are plenty of AI learning platforms that you can take advantage of. There are plenty of benefits that come with these types of platforms including automating tasks, creating learning experiences at your own pace, and receiving course recommendations based on the skills you want to learn.

Let's take a look at the following platforms that might be the best fit for your skill development needs:

Teachable (<https://teachable.com/>)

This platform has long been one of the best course platforms online. And it has since incorporated the power of AI in an effort to create a curriculum where you can create your own course. That is unless you have a skill or two of your own that you want to teach others.

You also have a quiz generator, subtitles and translations, and a summary generator for your course. Yes, you can make course building with AI a lot easier. Especially when someone is looking to learn something new - whether it's AI-related or not.

Memrise (<https://www.memrise.com/>)

Want to learn a new language? Want AI to give you a hand with it as well? Say hello to Memrise.

You can learn one of almost two dozen languages that are gamified to make it even more fun. It also has an AI chatbot tutor that will help you sharpen your language skills. Have conversations with the bot in your desired language so you gain more confidence in reading, writing, and even speaking it.

If you want to learn a new language using AI and with a fun twist, Memrise just be numero uno (en Espanol) on your list.

360 Learning (<https://360learning.com/>)

One of the best features of this learning platform is a “recommended for you section” so you can learn different skills based on your behavior. Specifically your learning behavior.

It will also operate based on your training history. And yes, you too can use it to create your own courses.

AI can be an excellent tool for both course creators and students. You can use it to customize learning experiences based on the needs of those who want to learn a new skill. As a course creator, you can be able to generate content with ease using tools like Jasper or even ChatGPT.

Imagine creating course slides in seconds and have something put together for someone hungry to learn a skill that you love to teach. As a student, you can take one course and then follow it up with another so you can improve your skill set thanks to AI’s ability to recommend other courses based on your learning behavior.

Furthermore, AI can also prove itself useful as a tutor, making it easier to analyze your performance as a learner while being able to put together a customized lesson plan in order for you to develop the skills you want to learn from basic levels and up.

Health and Wellness Apps with AI Features

Our health and wellness - both physical and mental - are important. So it would make sense to track it as best we can. There are plenty of apps that come with AI features.

EvolveAI (<https://www.evolveai.app/>)

If you are looking for a personal trainer that is powered by AI, this is the app you want to try out. It will give you personalized

workouts, advice on your diet, as well as the ability to check-in daily with your progress.

You can also use voice-to-text technology so you can be able to keep track of your fitness progress and meet your goals with ease. Pretty neat, isn't it?

Fitbod (<https://fitbod.me/>)

If you are looking for a similar app, Fitbod is a good option too. What makes this stand out is that it can track your progress based on muscle fatigue from your last workouts. Never worry about figuring out which exercise to choose when you have an app that can make sure you don't choose the wrong one and injure yourself.

This is also compatible with AI wearables such as Fitbit, Apple Health, and similar devices.

Wysa (<https://www.wysa.com/>)

Let's focus on the mental health aspect for a moment. This uses an AI system that will provide you with excellent care in conjunction with human coaching in case they need additional assistance. You can track your mood, learn how to think more positively, and get an excellent level of support that is a good fit for any mental health issues you may be dealing with.

By the way, this is not just a great tool for your personal use. If you have team members in your business that want to focus on their own mental health, we cannot help but recommend this specific app for them. That's because mental health can be on the line in a work environment.

Wysa can also help your team members out whenever they are struggling. You can also do your part to look out for them as well. Because mental health is more than just what AI can do.

Final Thoughts

AI is great for personal productivity, skill development, and yes even keeping track of your health as well. Now, some of the productivity apps you use in the office can be useful for personal use as well.

You can create checklists for AM or PM routines. You can use AI to keep track of your diet and fitness habits. And you can use it when your mind doesn't seem like it's in the right place.

Keep in mind that AI doesn't replace emergency medical help. Nor does it replace any kind of assistance in case you are dealing with a severe mental health crisis. In case of such emergencies, it is important to make sure you call the appropriate emergency number (i.e - 911 in the United States and Canada).

Other than that, AI can make tracking your fitness and overall health a lot easier. But don't forget to take the best care of yourself every day. Hey, you might even use AI to plan your diet and workout.

14.

The background is a complex, abstract composition in shades of blue. It features several large, 3D-style geometric shapes, including a prominent triangular prism on the left and a tall rectangular prism on the right. These shapes are layered and partially obscured by a dense network of thin, black, swirling lines that create a sense of motion and complexity. The overall effect is a futuristic, digital aesthetic.

Conclusion

16. Conclusion

That's a wrap. Before we close this out, we want to thank you for reading this book and making sure that AI becomes a part of your personal and professional life. You now possess the skills and abilities of using such tools to your advantage.

Recap of Key Strategies and Tools

So let's provide you with a recap of key strategies and tools that you can use to your advantage. With AI, there are plenty of things you can get it to do. This includes the following activities along with the appropriate tools to get the job done:

- **Virtual assistants:** This uses some kind of AI technology to create reminders with the power of your voice. You can also make various requests such as news reports, weather, traffic information, and more. This can be used for your most basic skills and requests.
- **Time management:** Scheduling appointments and meetings has never been easier. You can use AI prompts to schedule the days and times so you can be able to get there on time, every time. Even better, you won't have to be late for any appointments (barring anything popping out of nowhere that may cause you to reschedule). If you need to reschedule, AI can do it for you too. Google Calendars with AI and similar apps can be worth the use.
- **Task management:** Using AI, this can be done in two different approaches. One, you plan and prioritize the tasks you want to do. Two, if you have a bit much on your plate, you can always use AI tools to delegate those tasks to someone

you know can get the job done. Using tools such as Slack or Teams might best suit you for those purposes.

● **Effective communication:** This can be done by typing up a prompt to churn out a quick email. Or it can be done by the sound of your voice. Either way, make sure you and your team are able to communicate clearly and effectively with AI. Time may not be on your side, which makes us appreciate AI even more for putting together a quick email or message and sending it to one team member or the entire project team itself.

● **Project management:** Of course, project management with the use of AI can make things easier. You can delegate tasks to people on your team. And you can program it based on different skill sets. This way, AI knows which tasks can go to whom. That alone can make projects go smoothly and with less setbacks. Asana and Monday.com are considered some of the best - even long before AI came in and made it a lot cooler.

● **Content creation and management:** AI has the ability to create dozens of written and visual content in seconds. If that doesn't make its power impressive, we don't know what will. Yet, you can utilize it to create content that may be focused on your audience. Or you can simply use it to create visually appealing images. Whether it's for marketing or generating awareness, using AI tools like DALL-E or even Jasper can make sure you can churn out content for all your written and graphic needs.

- **Personal development:** AI can make your personal life easier - including tracking your physical and mental health. If you want to make it easier to track your fitness and diet, there are plenty of apps that use AI so you can keep up with your goals. And it just might inspire you to keep going.

Taking the Next Steps in Your AI Productivity Journey

So what's next? Your next steps in your AI productivity journey might not have been planned out yet. If that's the case, let's use this opportunity to help you draw out a map so you can get started. First, refer back to the first chapter and identify your productivity challenges.

Once you have a solid assessment of what they are, find AI apps that will help you conquer your productivity challenges. It will take time to overcome them since you'll need to spend some time learning how to use the apps of your choice. The good news is that many of them are user-friendly and easy to use from the beginning.

Be sure to carefully check out each app and see if it meets any of your critical needs and preferences. Find one that will fit your budget - even if it is free to use.

We hope that you have found this book helpful. If you loved reading this, feel free to leave us a review. If you have any additional questions, comments, or concerns - don't be afraid to reach out to us. Again, we thank you for reading this book and wish you all the best in your AI productivity journey.